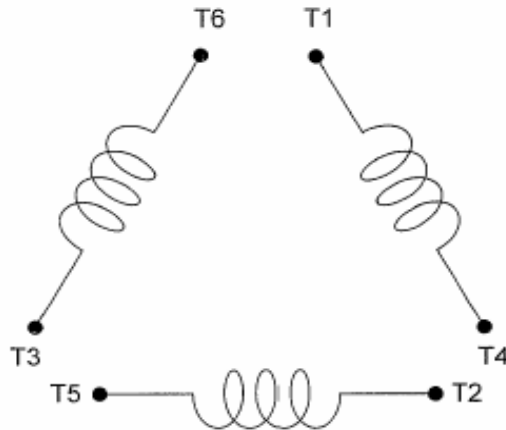


DATE:  
January 29, 2008

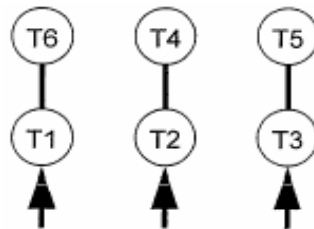
# CONNECTION DIAGRAM

CATALOG NO.:  
CD4006RZ



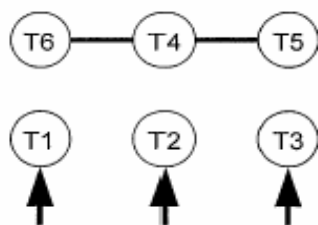
**SCHEMATIC - Δ / Y CONNECTION**

## ACROSS THE LINE CONNECTION

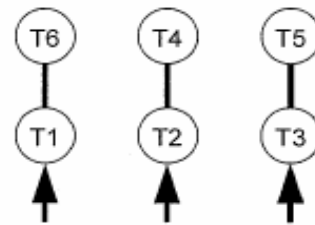


**460 VOLT CONNECTION**

## WYE START-DELTA RUN CONNECTION



**LINE  
460 VOLT START**



**LINE  
460 VOLT RUN**