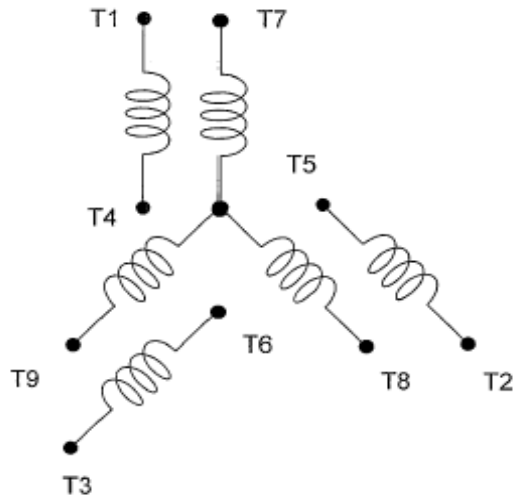


DATE:
August 19, 2015

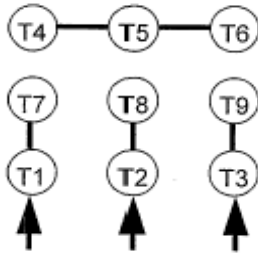
CONNECTION DIAGRAM

CATALOG NO.:
DTP1/56G

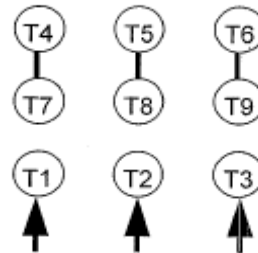


SCHEMATIC - 2Y/Y CONNECTION

ACROSS THE LINE CONNECTION



LINE
230 VOLT CONNECTION



LINE
460 VOLT CONNECTION

TECO  **Westinghouse**

DWG NO.
DAC-1566-2