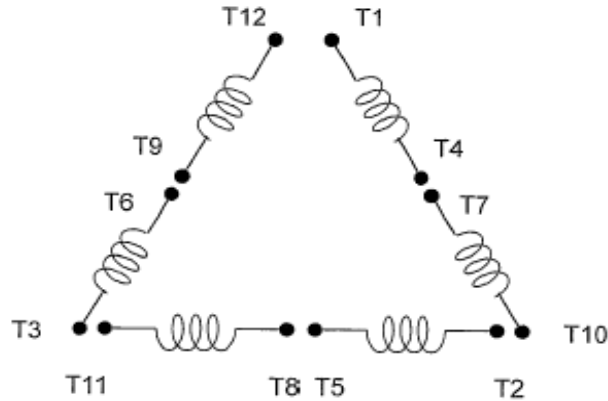


DATE:  
August 19, 2015

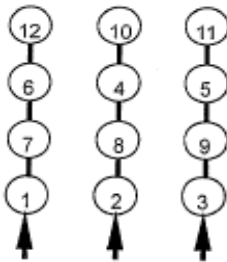
# CONNECTION DIAGRAM

DTP7/54G

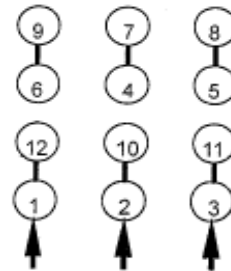


**SCHEMATIC - Δ / Y CONNECTION**

## ACROSS THE LINE CONNECTION

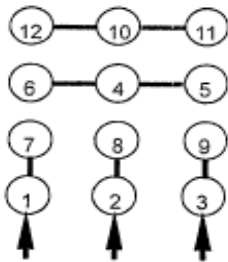


**LINE  
230 VOLT CONNECTION**

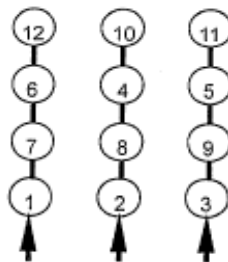


**LINE  
460 VOLT CONNECTION**

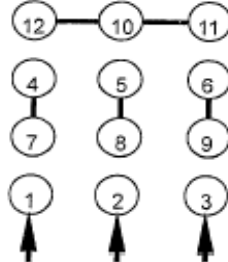
## WYE START-DELTA RUN CONNECTION



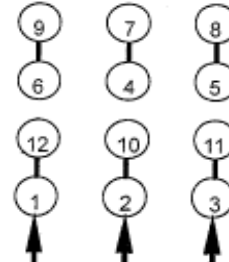
**LINE  
230 VOLT START**



**LINE  
230 VOLT RUN**



**LINE  
460 VOLT START**



**LINE  
460 VOLT RUN**



DWG NO.

**DAC-1565-4**