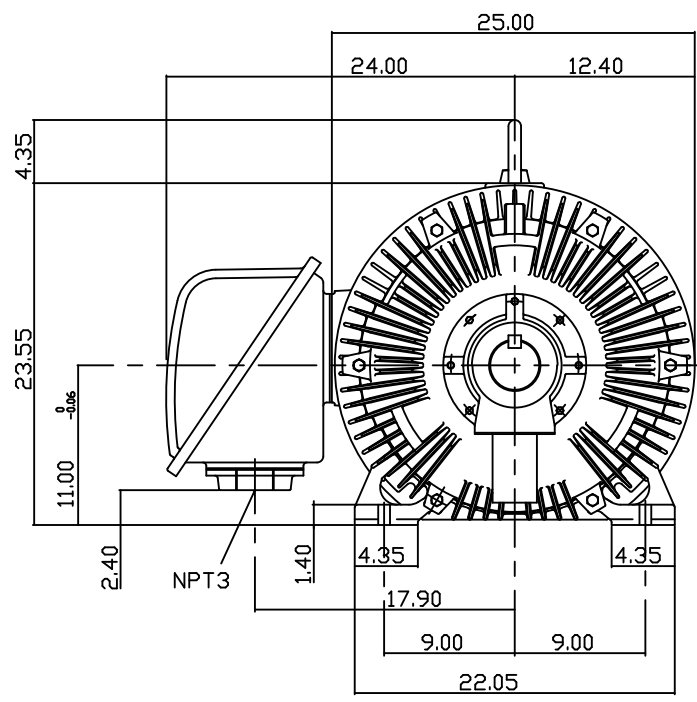
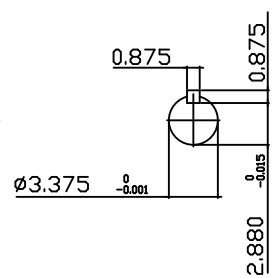
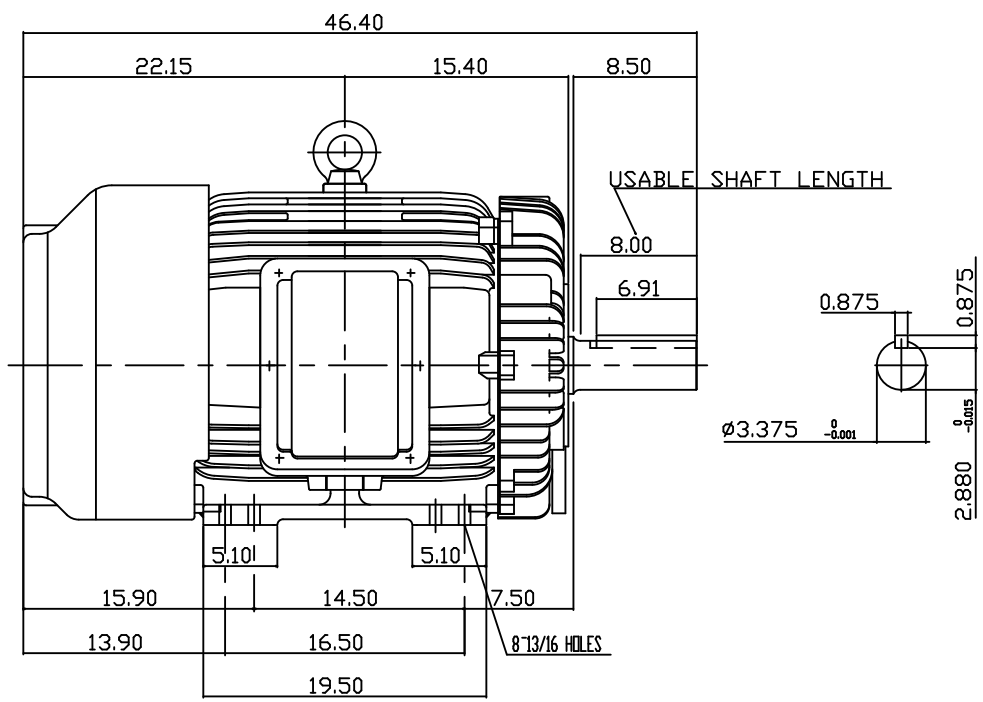


TYPE	OUTPUT		POLE	TIME RATING	VOLTAGE V	Hz	SYN.SPEED R.P.M
	HP.	KW.					
AEHH8N	100	74.6	8	CONT.	575	60	900

TOTALLY ENCLOSED FAN-COOLED TYPE. SQUIRREL-CAGE ROTOR



- NOTE:
1. DIMENSIONS IN INCH
 2. FRAME NO. 445T
 3. F CLASS INSULATION, S.F.1.15
 4. FOR BELTED SERVICE
 5. ENCLOSURE: IP54
 6. BEARING SIZE: DRIVE END: NU318
NON-DRIVE END: 6316
 7. APPROX. WEIGHT: 1900 LBS

TW-56C

DWN.	S.DING	JAN '28 '2005
CHKD.	H.HUANG	JAN '28 '2005
APPD.	C.WANG	JAN '28 '2005

DATE 20050616	OUTLINE DIMENSIONS
CATALOG # EP10085	3-PHASE INDUCTION MOTOR
TECO Westinghouse	
DWG NO. 3A040Y651	REV: 00